

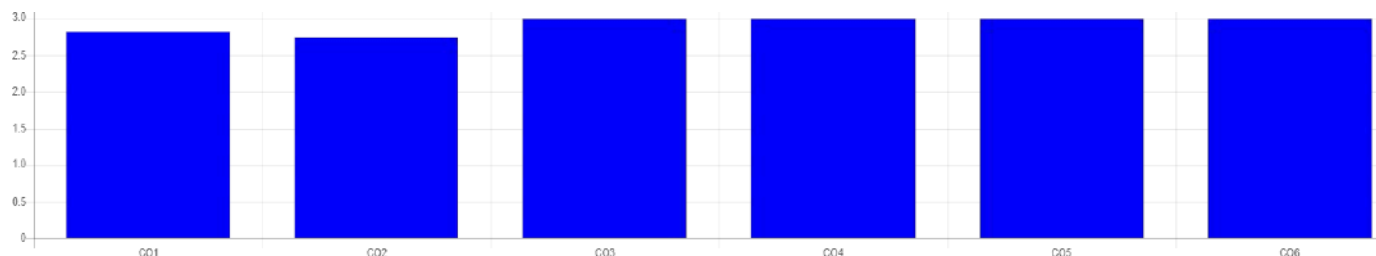


Guru Gobind Singh College of Engineering & Research Centre, Nashik

Fluid Mechanics - Theory (2022-23) [Natraj Vijayendra]

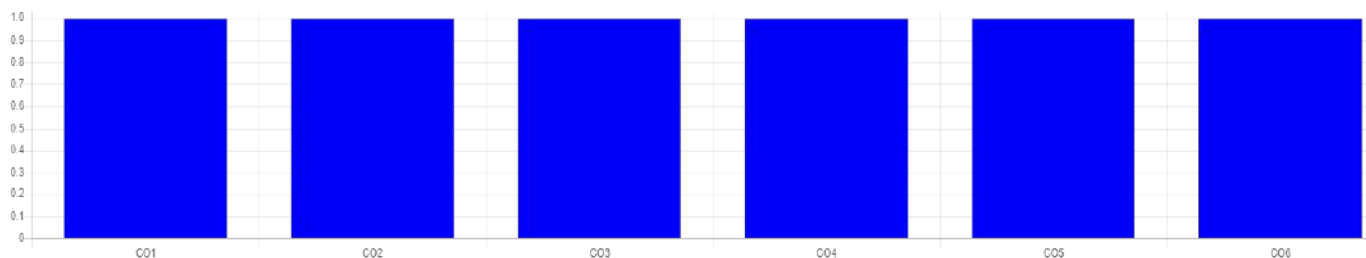
Internal Assessment

Title	Type	% Weightage	CO1	CO2	CO3	CO4	CO5	CO6
Unit test 1	Internal	25	0.58	0.50				
Assignment	Internal	60	1.80	1.80	1.80	1.80	1.80	1.80
Role Play	Internal	15	0.45	0.45	0.45	0.45	0.45	0.45
Percent course outcome weightage			100.00	100.00	75.00	75.00	75.00	75.00
Attainment as per percent weightage			2.83	2.75	2.25	2.25	2.25	2.25
Final attainment			2.83	2.75	3	3	3	3



External Assessment

Title	Type	% Weightage	CO1	CO2	CO3	CO4	CO5	CO6
SEE	External	100	1.00	1.00	1.00	1.00	1.00	1.00
Percent course outcome weightage			100.00	100.00	100.00	100.00	100.00	100.00
Attainment as per percent weightage			1	1	1	1	1	1
Final attainment			1	1	1	1	1	1

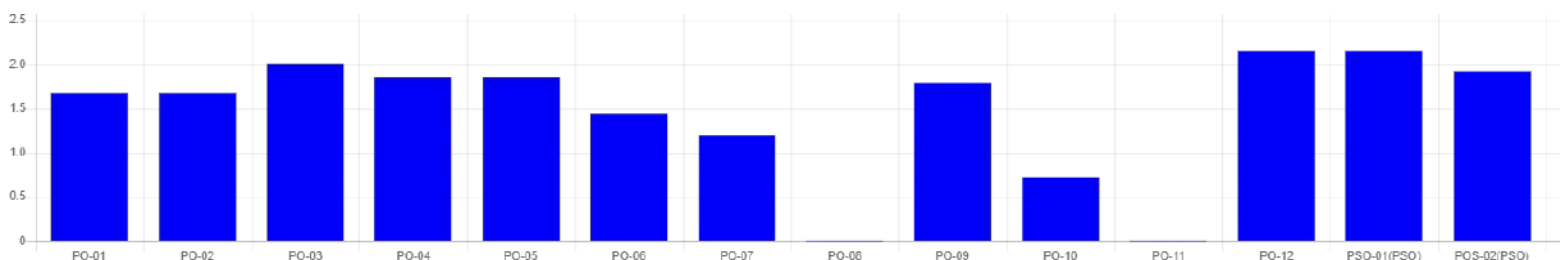


Direct Total Attainment

Course Outcome	Internal	External
CO1	2.83	1.00
CO2	2.75	1.00
CO3	3.00	1.00
CO4	3.00	1.00
CO5	3.00	1.00
CO6	3.00	1.00
Average	2.93	1.00
Weightage	60	40
Direct Total Attainment	1.76	0.40
Final Direct Course Attainment	2.16	

Final Attainment

	PO-01	PO-02	PO-03	PO-04	PO-05	PO-06	PO-07	PO-08	PO-09	PO-10	PO-11	PO-12	PSO-01(PSO)	POS-02(PSO)	PSO-03(PSO)
Final Attainment	1.68	1.68	2.01	1.87	1.87	1.44	1.20		1.80	0.72		2.16	2.16	1.92	1.44
Percentage	56.00	56.00	67.00	62.33	62.33	48.00	40.00		60.00	24.00		72.00	72.00	64.00	48.00





Guru Gobind Singh College of Engineering & Research Centre, Nashik

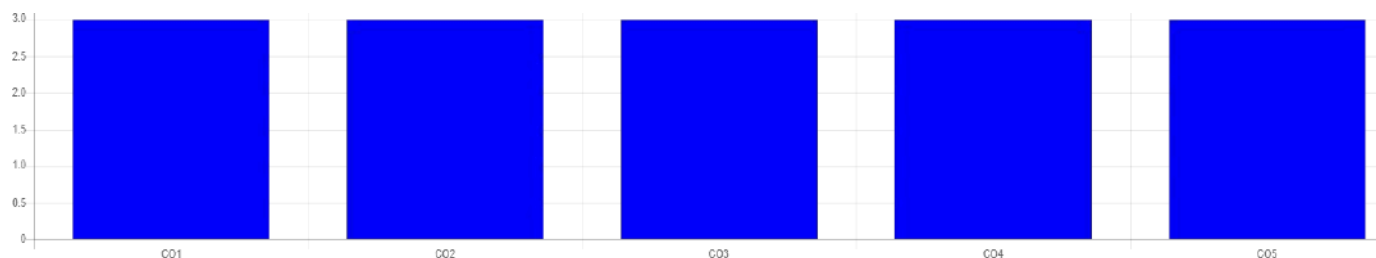
Fluid Mechanics Lab - Practical (2022-23) [Natraj Vijayendra] [Natraj Vijayendra] [Natraj Vijayendra] [Natraj Vijayendra]

Internal Assessment

Batch [SECE B1, SECE B2, SECE B3, SECE B4] Internal Assessment	Type	% Weightage	CO1	CO2	CO3	CO4	CO5
Assignment [SECE B1, SECE B2, SECE B3, SECE B4]	Internal	100	3.00	3.00	3.00	3.00	3.00
Percent course outcome weightage			100.00	100.00	100.00	100.00	100.00
Attainment as per percent weightage			3	3	3	3	3
Final Attainment			3	3	3	3	3

Internal Assessment Course Outcome Attainment Average

Course Outcome	CO1	CO2	CO3	CO4	CO5
Average	3.00	3.00	3.00	3.00	3.00

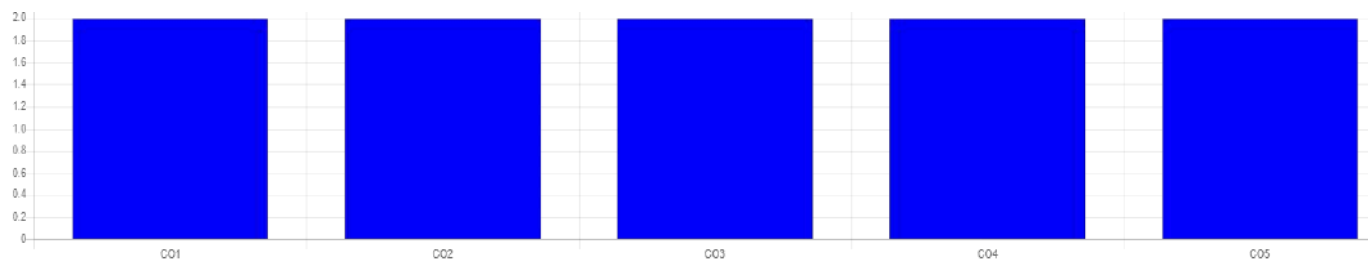


External Assessment

Batch [SECE B1, SECE B2, SECE B3, SECE B4] External Assessment	Type	% Weightage	CO1	CO2	CO3	CO4	CO5
Oral Exam [SECE B1, SECE B2, SECE B3, SECE B4]	External	100	2.00	2.00	2.00	2.00	2.00
Percent course outcome weightage			100.00	100.00	100.00	100.00	100.00
Attainment as per percent weightage			2	2	2	2	2
Final Attainment			2	2	2	2	2

External Assessment Course Outcome Attainment Average

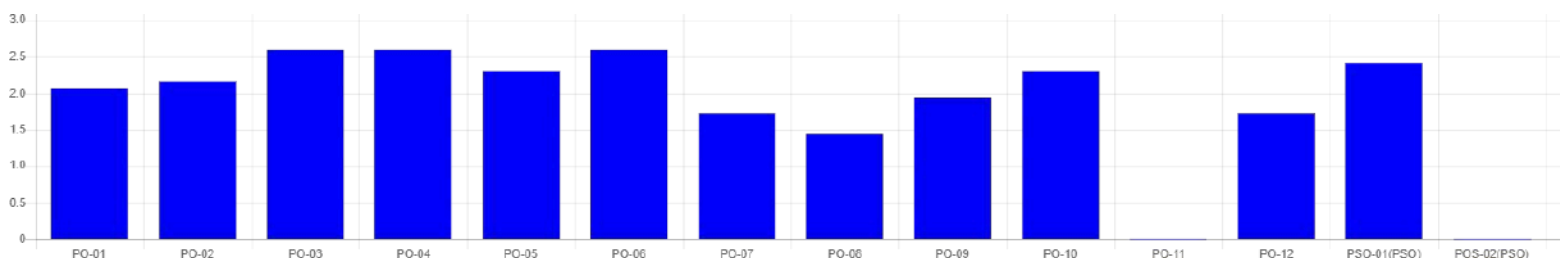
Course Outcome	CO1	CO2	CO3	CO4	CO5
Average	2.00	2.00	2.00	2.00	2.00



Direct Total Attainment

Course Outcome	Internal	External
CO1	3.00	2.00
CO2	3.00	2.00
CO3	3.00	2.00
CO4	3.00	2.00
CO5	3.00	2.00
Average	3.00	2.00
Weightage	60	40
Direct Total Attainment	1.80	0.80
Final Direct Course Attainment	2.60	

	PO-01	PO-02	PO-03	PO-04	PO-05	PO-06	PO-07	PO-08	PO-09	PO-10	PO-11	PO-12	PSO-01(PSO)	POS-02(PSO)	PSO-03(PSO)
Final Attainment	2.08	2.17	2.60	2.60	2.31	2.60	1.73	1.45	1.95	2.31		1.73	2.43		1.73
Percentage	69.33	72.33	86.67	86.67	77.00	86.67	57.67	48.33	65.00	77.00		57.67	81.00		57.67



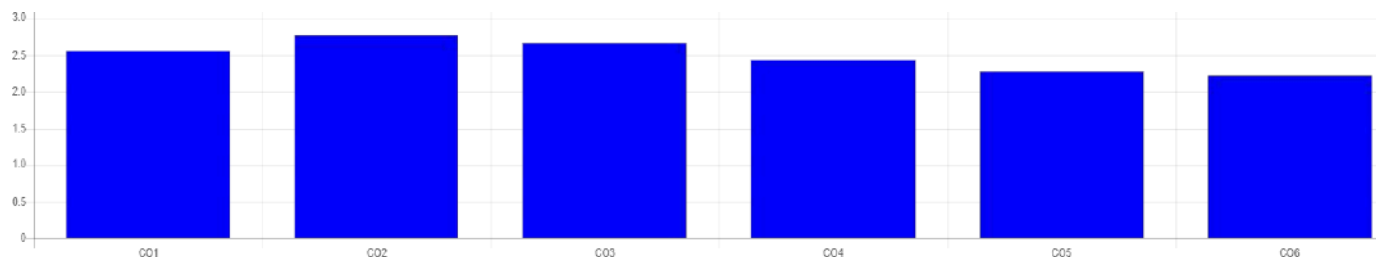


Guru Gobind Singh College of Engineering & Research Centre, Nashik

Geotechnical Engineering - Theory (2022-23) [Pallavi Padalkar]

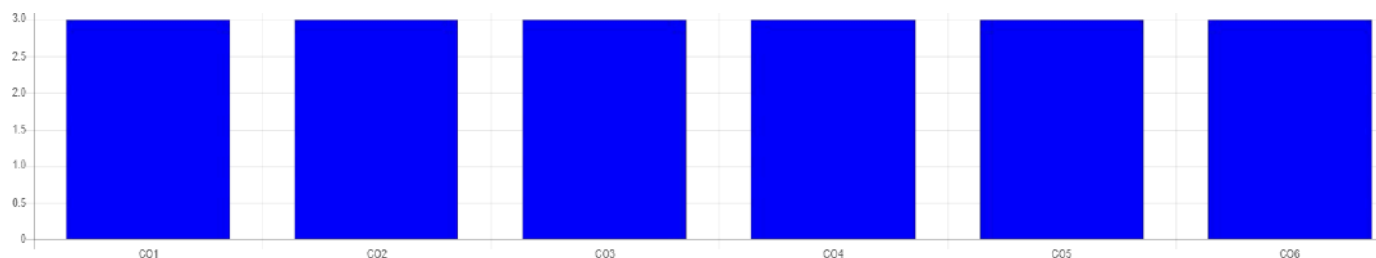
Internal Assessment

Title	Type	% Weightage	CO1	CO2	CO3	CO4	CO5	CO6
Unit Test 1	Internal	25	0.42	0.58				
Unit Test 2	Internal	25			0.50	0.33	0.21	0.17
Role Play	Internal	40	1.20	1.20	1.20	1.20	1.20	1.20
Assignment No 1	Internal	2	0.06	0.06	0.06	0.06	0.06	0.06
Assignment No 2	Internal	2	0.06	0.06	0.06	0.06	0.06	0.06
Assignment No 3	Internal	2	0.06	0.06	0.06	0.06	0.06	0.06
Assignment No 4	Internal	2	0.06	0.06	0.06	0.06	0.06	0.06
Assignment No 5	Internal	1	0.03	0.03	0.03	0.03	0.03	0.03
Assignment No 6	Internal	1	0.03	0.03	0.03	0.03	0.03	0.03
Percent course outcome weightage			75.00	75.00	75.00	75.00	75.00	75.00
Attainment as per percent weightage			1.92	2.08	2.00	1.83	1.71	1.67
Final attainment			2.56	2.77	2.67	2.44	2.28	2.23



External Assessment

Title	Type	% Weightage	CO1	CO2	CO3	CO4	CO5	CO6
IN SEM EXAMINATION	External	100	3.00	3.00	3.00	3.00	3.00	3.00
END SEM EXAMINATION	External	100	3.00	3.00	3.00	3.00	3.00	3.00
Percent course outcome weightage			200.00	200.00	200.00	200.00	200.00	200.00
Attainment as per percent weightage			6	6	6	6	6	6
Final attainment			3	3	3	3	3	3

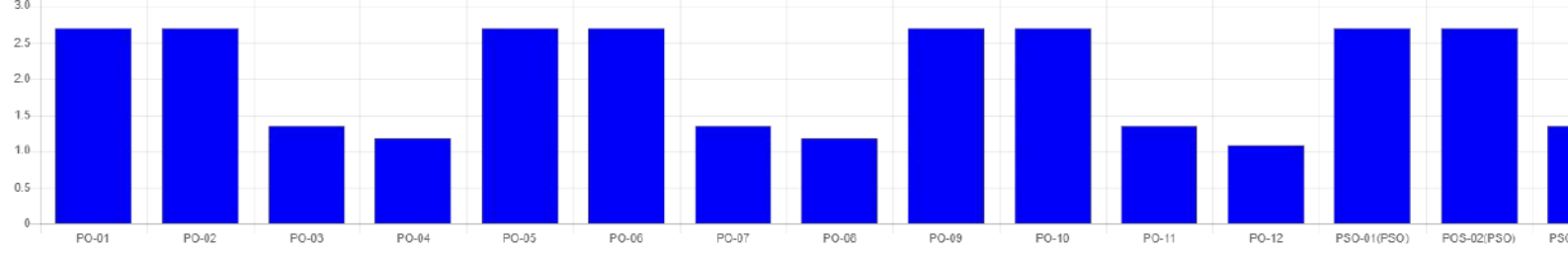


Direct Total Attainment

Course Outcome	Internal	External
CO1	2.56	3.00
CO2	2.77	3.00
CO3	2.67	3.00
CO4	2.44	3.00
CO5	2.28	3.00
CO6	2.23	3.00
Average	2.49	3.00
Weightage	60	40
Direct Total Attainment	1.49	1.20
Final Direct Course Attainment	2.69	

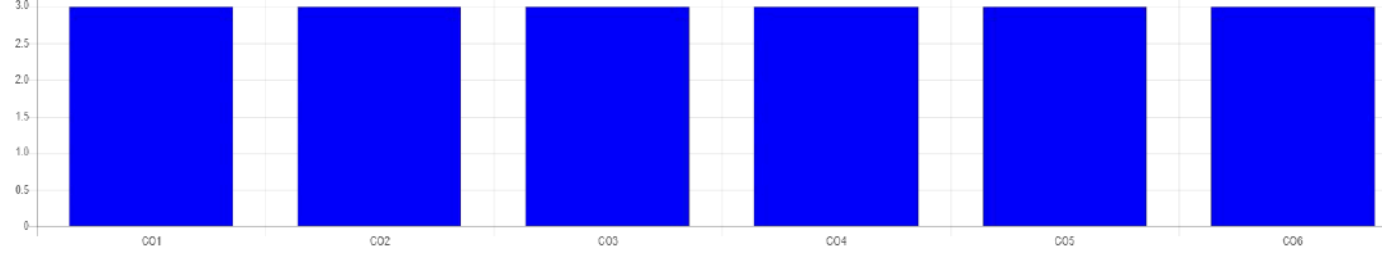
Final Attainment

	PO-01	PO-02	PO-03	PO-04	PO-05	PO-06	PO-07	PO-08	PO-09	PO-10	PO-11	PO-12	PSO-01(PSO)	POS-02(PSO)	PSO-03(PSO)
Final Attainment	2.69	2.69	1.35	1.19	2.69	2.69	1.35	1.19	2.69	2.69	1.35	1.08	2.69	2.69	1.35
Percentage	89.67	89.67	45.00	39.67	89.67	89.67	45.00	39.67	89.67	89.67	45.00	36.00	89.67	89.67	45.00



📄 Last published on 2024-02-24 10:58:13

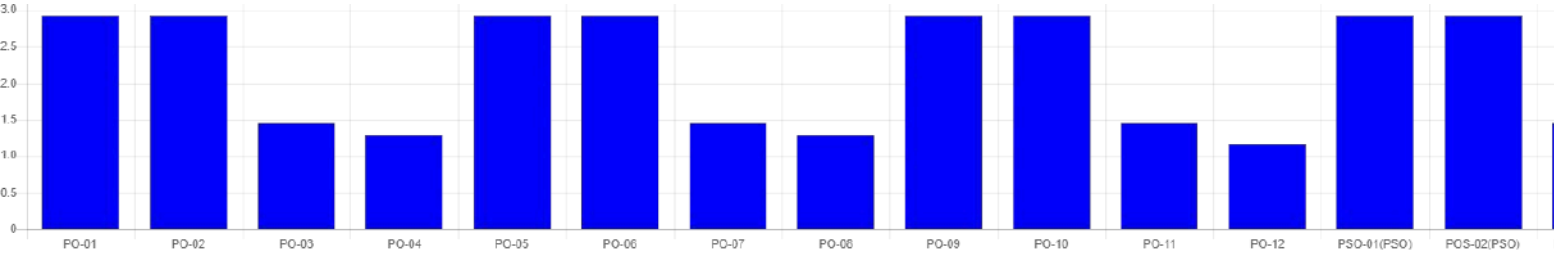
[Unpublish](#)



Direct Total Attainment

Course Outcome	Internal	External
CO1	2.93	3.00
CO2	3.00	3.00
CO3	3.00	3.00
CO4	3.00	3.00
CO5	2.83	3.00
CO6	2.50	3.00
Average	2.88	3.00
Weightage	60	40
Direct Total Attainment	1.73	1.20
Final Direct Course Attainment	2.93	

	PO-01	PO-02	PO-03	PO-04	PO-05	PO-06	PO-07	PO-08	PO-09	PO-10	PO-11	PO-12	PSO-01(PSO)	POS-02(PSO)	PSO-03(PSO)
Final Attainment	2.93	2.93	1.46	1.30	2.93	2.93	1.46	1.30	2.93	2.93	1.46	1.17	2.93	2.93	1.46
Percentage	97.67	97.67	48.67	43.33	97.67	97.67	48.67	43.33	97.67	97.67	48.67	39.00	97.67	97.67	48.67



Last published on 2024-02-24 11:06:33

Unpublish

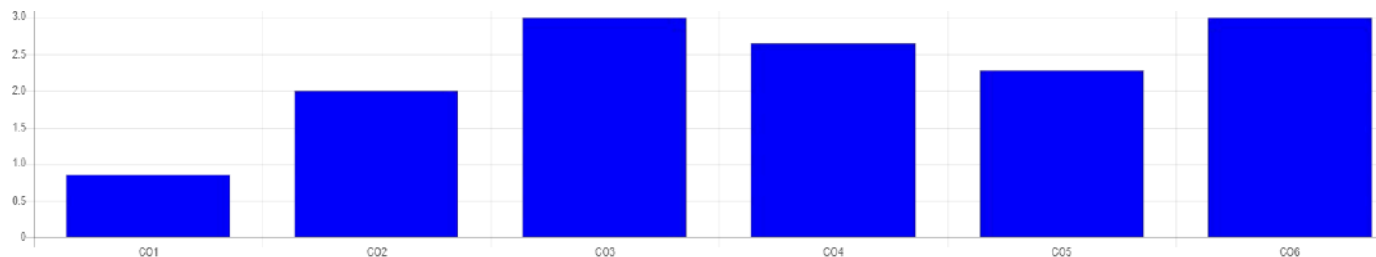


Guru Gobind Singh College of Engineering & Research Centre, Nashik

Hydrology and Water Resources Engineering - Theory (2022-23) [Rahul Paikrao]

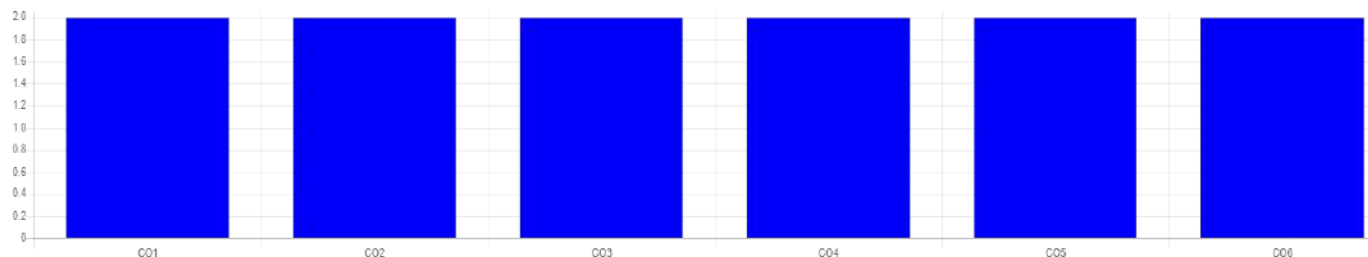
Internal Assessment

Title	Type	% Weightage	CO1	CO2	CO3	CO4	CO5	CO6
Unit Test -1	Internal	25	0.00	0.00				
Prelim Exam	Internal	25			0.75	0.63	0.50	0.75
Assignment	Internal	10	0.30	0.30	0.30	0.30	0.30	0.30
Practical performed with Extra Tool	Internal	40		1.20				
Percent course outcome weightage			35.00	75.00	35.00	35.00	35.00	35.00
Attainment as per percent weightage			0.30	1.50	1.05	0.93	0.80	1.05
Final attainment			0.86	2	3	2.66	2.29	3



External Assessment

Title	Type	% Weightage	CO1	CO2	CO3	CO4	CO5	CO6
Insem Exam	External	100	2.00	2.00	2.00	2.00	2.00	2.00
End Sem. Exam	External	100	2.00	2.00	2.00	2.00	2.00	2.00
Percent course outcome weightage			200.00	200.00	200.00	200.00	200.00	200.00
Attainment as per percent weightage			4	4	4	4	4	4
Final attainment			2	2	2	2	2	2

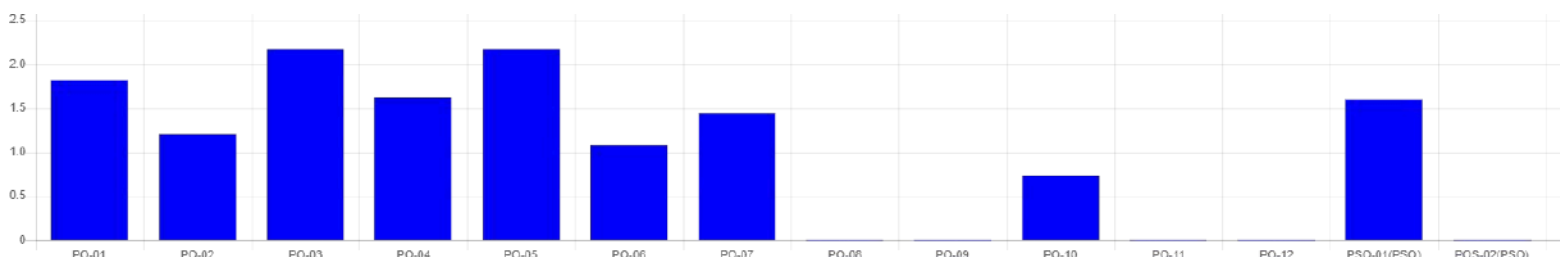


Direct Total Attainment

Course Outcome	Internal	External
CO1	0.86	2.00
CO2	2.00	2.00
CO3	3.00	2.00
CO4	2.66	2.00
CO5	2.29	2.00
CO6	3.00	2.00
Average	2.30	2.00
Weightage	60	40
Direct Total Attainment	1.38	0.80
Final Direct Course Attainment	2.18	

Final Attainment

	PO-01	PO-02	PO-03	PO-04	PO-05	PO-06	PO-07	PO-08	PO-09	PO-10	PO-11	PO-12	PSO-01(PSO)	POS-02(PSO)	PSO-03(PSO)
Final Attainment	1.82	1.21	2.18	1.63	2.18	1.09	1.45			0.73			1.60		
Percentage	60.67	40.33	72.67	54.33	72.67	36.33	48.33			24.33			53.33		





Guru Gobind Singh College of Engineering & Research Centre, Nashik

Hydrology and Water Resources Engineering Lab - Practical (2022-23) [Rahul Paikrao] [Rahul Paikrao] [Pallavi Padalkar] [Pallavi Padalkar]

Internal Assessment

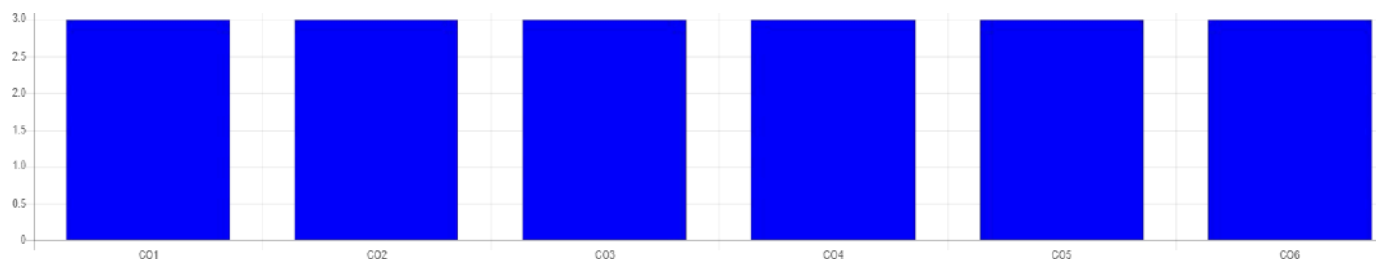
Batch [TECE B3] Internal Assessment	Type	% Weightage	CO1	CO2	CO3	CO4	CO5	CO6
Practical Evaluation [TECE B3]	Internal	100	3.00	3.00	3.00	3.00	3.00	3.00
Percent course outcome weightage			100.00	100.00	100.00	100.00	100.00	100.00
Attainment as per percent weightage			3	3	3	3	3	3
Final Attainment			3	3	3	3	3	3

Batch [TECE B4] Internal Assessment	Type	% Weightage	CO1	CO2	CO3	CO4	CO5	CO6
Practical Evaluation [TECE B4]	Internal	100	3.00	3.00	3.00	3.00	3.00	3.00
Percent course outcome weightage			100.00	100.00	100.00	100.00	100.00	100.00
Attainment as per percent weightage			3	3	3	3	3	3
Final Attainment			3	3	3	3	3	3

Batch [TECE B1, TECE B2, TECE B3, TECE B4] Internal Assessment	Type	% Weightage	CO1	CO2	CO3	CO4	CO5	CO6
Assignment [TECE B1, TECE B2, TECE B3, TECE B4]	Internal	100	3.00	3.00	3.00	3.00	3.00	3.00
Percent course outcome weightage			100.00	100.00	100.00	100.00	100.00	100.00
Attainment as per percent weightage			3	3	3	3	3	3
Final Attainment			3	3	3	3	3	3

Internal Assessment Course Outcome Attainment Average

Course Outcome	CO1	CO2	CO3	CO4	CO5	CO6
Average	3.00	3.00	3.00	3.00	3.00	3.00

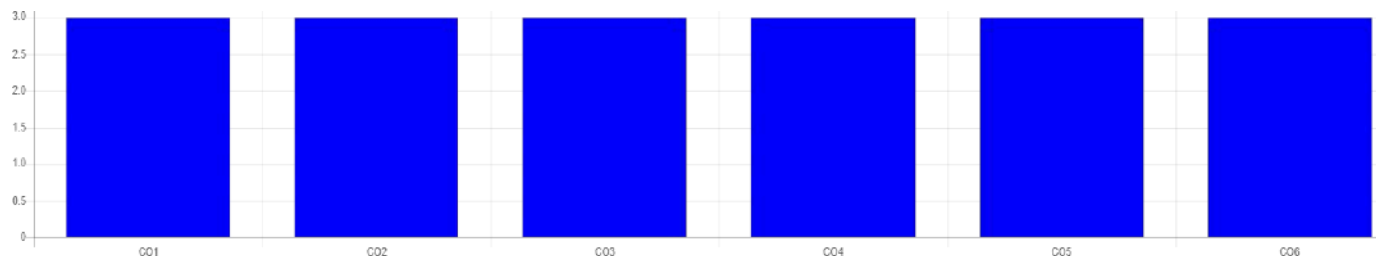


External Assessment

Batch [TECE B1, TECE B2, TECE B3, TECE B4] External Assessment	Type	% Weightage	CO1	CO2	CO3	CO4	CO5	CO6
TW [TECE B1, TECE B2, TECE B3, TECE B4]	External	100	3.00	3.00	3.00	3.00	3.00	3.00
Percent course outcome weightage			100.00	100.00	100.00	100.00	100.00	100.00
Attainment as per percent weightage			3	3	3	3	3	3
Final Attainment			3	3	3	3	3	3

External Assessment Course Outcome Attainment Average

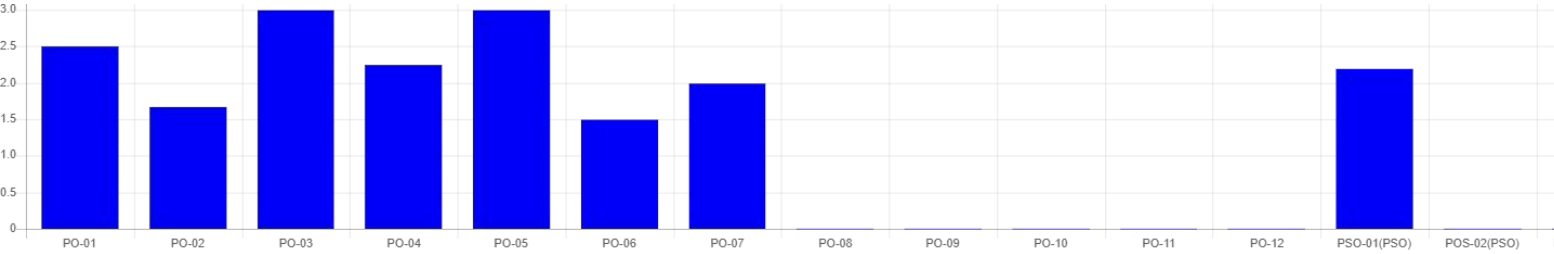
Course Outcome	CO1	CO2	CO3	CO4	CO5	CO6
Average	3.00	3.00	3.00	3.00	3.00	3.00



Direct Total Attainment

Course Outcome	Internal	External
CO1	3.00	3.00
CO2	3.00	3.00
CO3	3.00	3.00
CO4	3.00	3.00
CO5	3.00	3.00
CO6	3.00	3.00
Average	3.00	3.00
Weightage	60	40
Direct Total Attainment	1.80	1.20
Final Direct Course Attainment	3.00	

	PO-01	PO-02	PO-03	PO-04	PO-05	PO-06	PO-07	PO-08	PO-09	PO-10	PO-11	PO-12	PSO-01(PSO)	POS-02(PSO)	PSO-03(PSO)
Final Attainment	2.50	1.67	3.00	2.25	3.00	1.50	2.00						2.20		
Percentage	83.33	55.67	100.00	75.00	100.00	50.00	66.67						73.33		



Last published on 2024-02-24 11:03:54

[Unpublish](#)

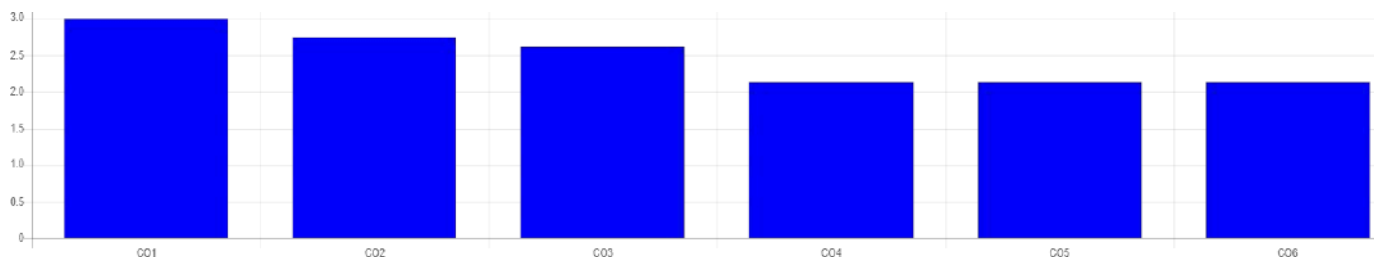


Guru Gobind Singh College of Engineering & Research Centre, Nashik

Remote Sensing and GIS - Theory (2022-23) [Tejashri Kulkarni]

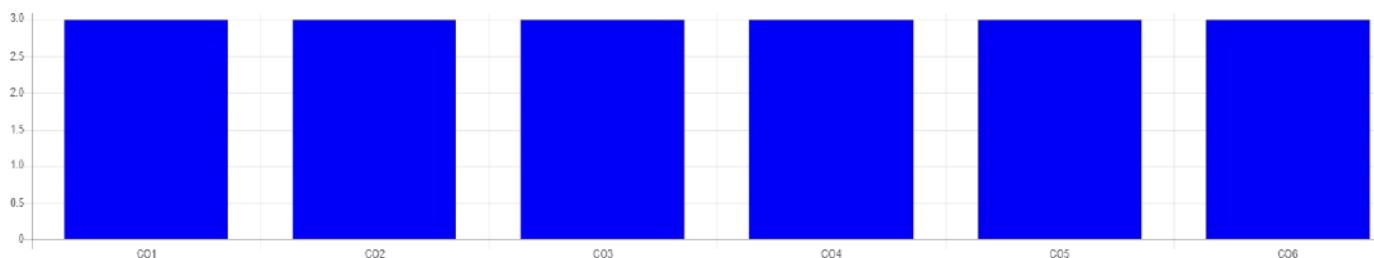
Internal Assessment

Title	Type	% Weightage	CO1	CO2	CO3	CO4	CO5	CO6
Class Test 1	Internal	25	0.75	0.58				
Class Test 2/ Prelim Exam	Internal	25			0.50	0.17	0.17	0.17
QUIZ	Internal	40	1.20	1.20	1.20	1.20	1.20	1.20
Assignment 1 Remote Sensing	Internal	1	0.03					
Assignment 2 - remote sensing satellites and sensor characteristics	Internal	2		0.06				
Assignment 3 - GPS and GNSS	Internal	2			0.06			
Assignment 4 - Image processing and analysis	Internal	2				0.06		
Assignment 5 - fundamentals of GIS	Internal	2					0.06	
Assignment 6 - GIS data and applications	Internal	2						0.06
Percent course outcome weightage			66.00	67.00	67.00	67.00	67.00	67.00
Attainment as per percent weightage			1.98	1.84	1.76	1.43	1.43	1.43
Final attainment			3	2.75	2.63	2.13	2.13	2.13



External Assessment

Title	Type	% Weightage	CO1	CO2	CO3	CO4	CO5	CO6
In Sem Examination	External	100	3.00	3.00	3.00	3.00	3.00	3.00
END SEM	External	100	3.00	3.00	3.00	3.00	3.00	3.00
Percent course outcome weightage			200.00	200.00	200.00	200.00	200.00	200.00
Attainment as per percent weightage			6	6	6	6	6	6
Final attainment			3	3	3	3	3	3

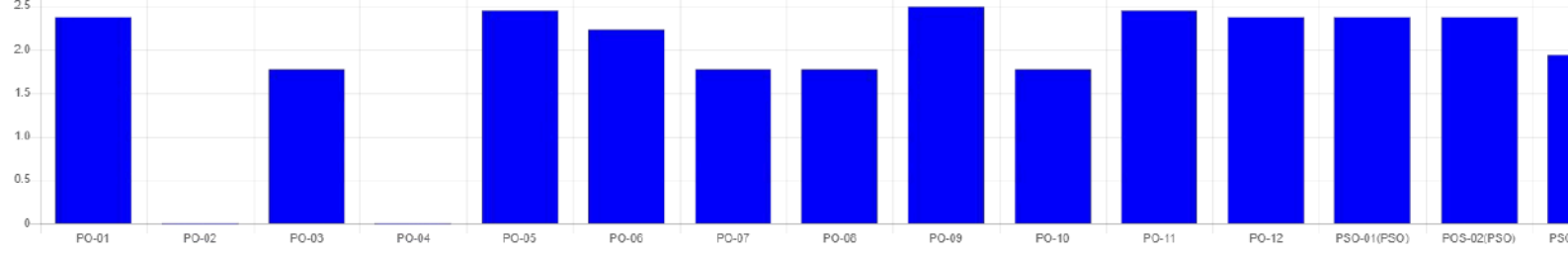


Direct Total Attainment

Course Outcome	Internal	External
CO1	3.00	3.00
CO2	2.75	3.00
CO3	2.63	3.00
CO4	2.13	3.00
CO5	2.13	3.00
CO6	2.13	3.00
Average	2.46	3.00
Weightage	60	40
Direct Total Attainment	1.48	1.20
Final Direct Course Attainment	2.68	

Final Attainment

	PO-01	PO-02	PO-03	PO-04	PO-05	PO-06	PO-07	PO-08	PO-09	PO-10	PO-11	PO-12	PSO-01(PSO)	POS-02(PSO)	PSO-03(PSO)
Final Attainment	2.38		1.78		2.45	2.23	1.78	1.78	2.50	1.78	2.45	2.38	2.38	2.38	1.94
Percentage	79.33		59.33		81.67	74.33	59.33	59.33	83.33	59.33	81.67	79.33	79.33	79.33	64.67



Last published on 2024-02-24 11:01:04

[Unpublish](#)



Guru Gobind Singh College of Engineering & Research Centre, Nashik

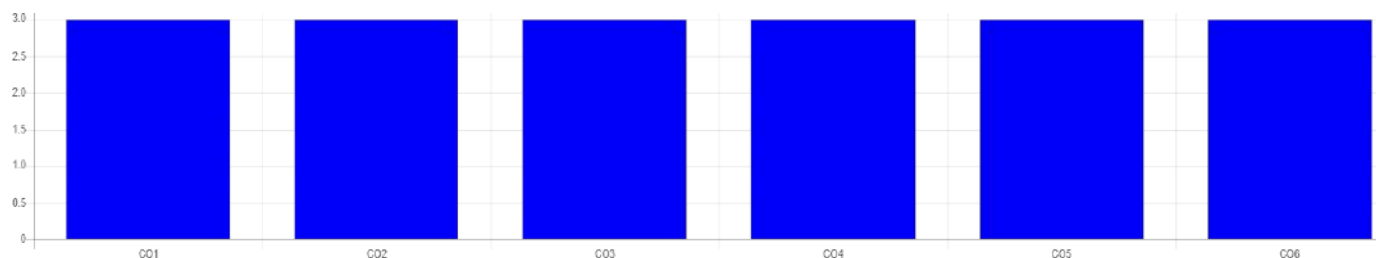
Remote Sensing and GIS Lab - Practical (2022-23) [Tejashri Kulkarni] [Tejashri Kulkarni] [Tejashri Kulkarni] [Tejashri Kulkarni]

Internal Assessment

Batch [TECE B1, TECE B2, TECE B3, TECE B4] Internal Assessment	Type	% Weightage	CO1	CO2	CO3	CO4	CO5	CO6
Practical [TECE B1, TECE B2, TECE B3, TECE B4]	Internal	100	3.00	3.00	3.00	3.00	3.00	3.00
Percent course outcome weightage			100.00	100.00	100.00	100.00	100.00	100.00
Attainment as per percent weightage			3	3	3	3	3	3
Final Attainment			3	3	3	3	3	3

Internal Assessment Course Outcome Attainment Average

Course Outcome	CO1	CO2	CO3	CO4	CO5	CO6
Average	3.00	3.00	3.00	3.00	3.00	3.00

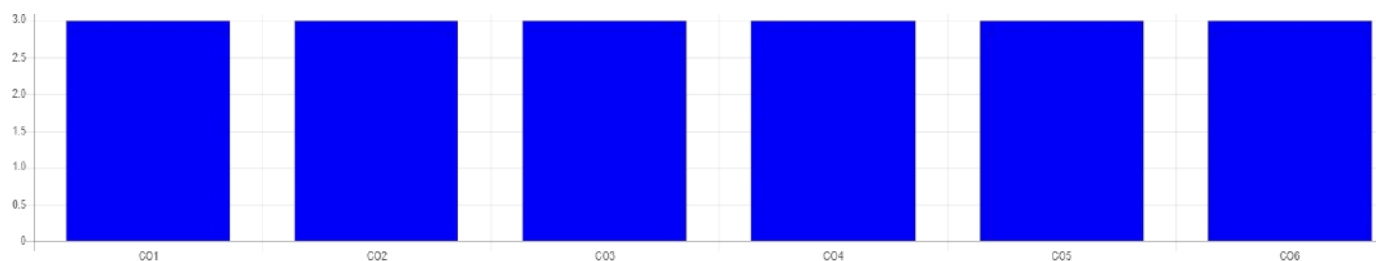


External Assessment

Batch [TECE B1, TECE B2, TECE B3, TECE B4] External Assessment	Type	% Weightage	CO1	CO2	CO3	CO4	CO5	CO6
TERMWORKMARKS [TECE B1, TECE B2, TECE B3, TECE B4]	External	100	3.00	3.00	3.00	3.00	3.00	3.00
Percent course outcome weightage			100.00	100.00	100.00	100.00	100.00	100.00
Attainment as per percent weightage			3	3	3	3	3	3
Final Attainment			3	3	3	3	3	3

External Assessment Course Outcome Attainment Average

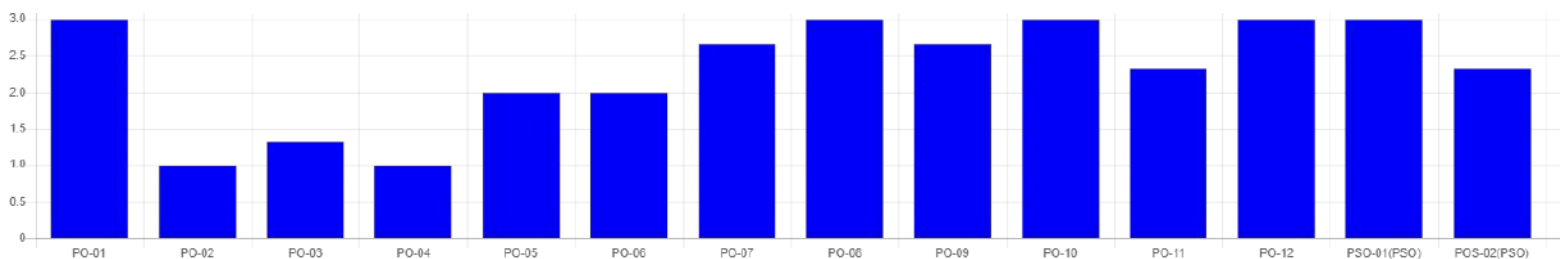
Course Outcome	CO1	CO2	CO3	CO4	CO5	CO6
Average	3.00	3.00	3.00	3.00	3.00	3.00



Direct Total Attainment

Course Outcome	Internal	External
CO1	3.00	3.00
CO2	3.00	3.00
CO3	3.00	3.00
CO4	3.00	3.00
CO5	3.00	3.00
CO6	3.00	3.00
Average	3.00	3.00
Weightage	60	40
Direct Total Attainment	1.80	1.20
Final Direct Course Attainment	3.00	

	PO-01	PO-02	PO-03	PO-04	PO-05	PO-06	PO-07	PO-08	PO-09	PO-10	PO-11	PO-12	PSO-01(PSO)	POS-02(PSO)	PSO-03(PSO)
Final Attainment	3.00	1.00	1.33	1.00	2.00	2.00	2.67	3.00	2.67	3.00	2.33	3.00	3.00	2.33	2.67
Percentage	100.00	33.33	44.33	33.33	66.67	66.67	89.00	100.00	89.00	100.00	77.67	100.00	100.00	77.67	89.00



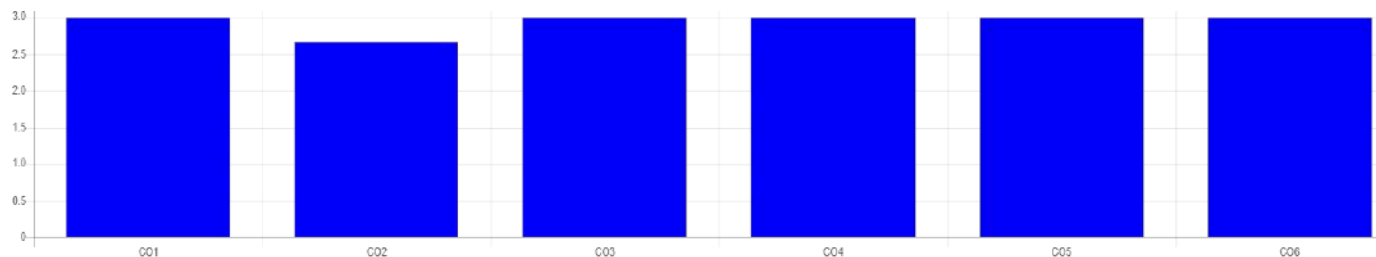


Guru Gobind Singh College of Engineering & Research Centre, Nashik

Foundation Engineering - Theory (2022-23) [Tejashri Kulkarni]

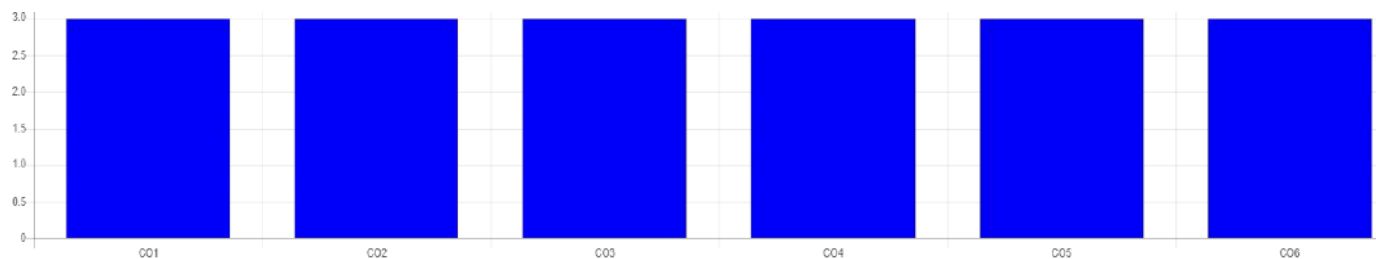
Internal Assessment

Title	Type	% Weightage	CO1	CO2	CO3	CO4	CO5	CO6
Unit Test 1	Internal	25	0.75	0.50				
Assignments	Internal	25	0.75	0.75	0.75	0.75	0.75	0.75
Prelim Examination	Internal	25			0.75	0.75	0.75	0.75
Othe Tool (Casestudy / Mini Project/ Cross words etc)	Internal	25	0.75	0.75	0.75	0.75	0.75	0.75
Percent course outcome weightage			75.00	75.00	75.00	75.00	75.00	75.00
Attainment as per percent weightage			2.25	2.00	2.25	2.25	2.25	2.25
Final attainment			3	2.67	3	3	3	3



External Assessment

Title	Type	% Weightage	CO1	CO2	CO3	CO4	CO5	CO6
Insem Examination	External	100	3.00	3.00	3.00	3.00	3.00	3.00
Percent course outcome weightage			100.00	100.00	100.00	100.00	100.00	100.00
Attainment as per percent weightage			3	3	3	3	3	3
Final attainment			3	3	3	3	3	3

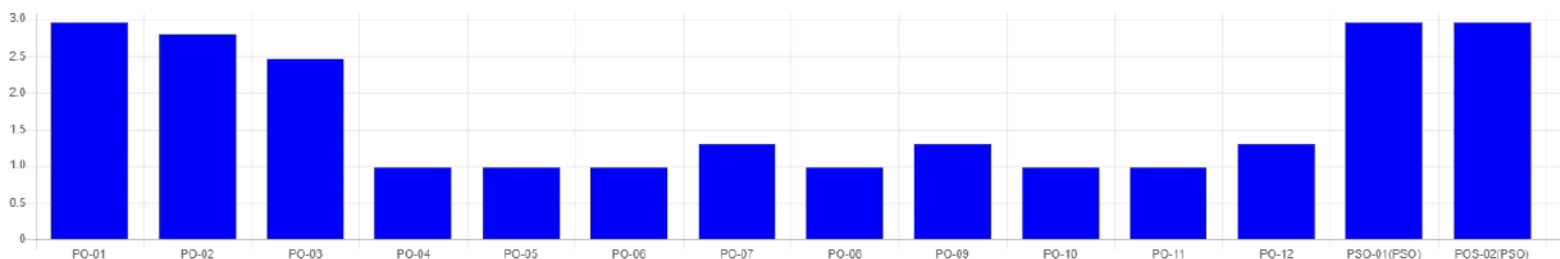


Direct Total Attainment

Course Outcome	Internal	External
CO1	3.00	3.00
CO2	2.67	3.00
CO3	3.00	3.00
CO4	3.00	3.00
CO5	3.00	3.00
CO6	3.00	3.00
Average	2.94	3.00
Weightage	60	40
Direct Total Attainment	1.76	1.20
Final Direct Course Attainment	2.96	

Final Attainment

	PO-01	PO-02	PO-03	PO-04	PO-05	PO-06	PO-07	PO-08	PO-09	PO-10	PO-11	PO-12	PSO-01(PSO)	POS-02(PSO)	PSO-03(PSO)
Final Attainment	2.96	2.80	2.47	0.99	0.99	0.99	1.31	0.99	1.31	0.99	0.99	1.31	2.96	2.96	2.96
Percentage	98.67	93.33	82.33	33.00	33.00	33.00	43.67	33.00	43.67	33.00	33.00	43.67	98.67	98.67	98.67



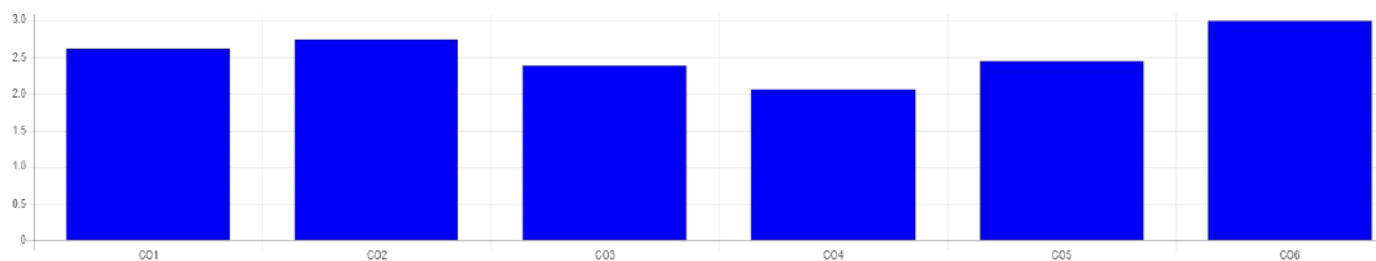


Guru Gobind Singh College of Engineering & Research Centre, Nashik

Dams and Hydraulic Structures - Theory (2022-23) [Rahul Paikrao]

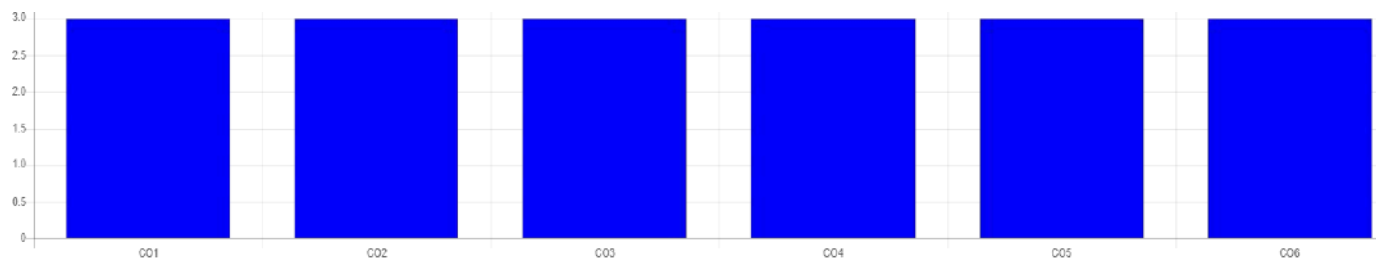
Internal Assessment

Title	Type	% Weightage	CO1	CO2	CO3	CO4	CO5	CO6
Unit Test 1	Internal	25	0.50	0.58				
Prelims Examination	Internal	25			0.33	0.13	0.38	0.75
Presentation	Internal	40	1.20	1.20	1.20	1.20	1.20	1.20
Assignment 01	Internal	1	0.03					
Assignment 02	Internal	1						
Assignment 11	Internal	0						
Assignment 04	Internal	1			0.03			
Assignment 05	Internal	1				0.03		
Assignment 06	Internal	1					0.03	
Assignment 07	Internal	1					0.03	
Assignment 08	Internal	1		0.03				
Assignment 09	Internal	1			0.03			
Assignment 10	Internal	1					0.03	0.03
Assignment No 03	Internal	1			0.03			
Percent course outcome weightage			66.00	66.00	68.00	66.00	68.00	66.00
Attainment as per percent weightage			1.73	1.81	1.62	1.36	1.67	1.98
Final attainment			2.62	2.74	2.38	2.06	2.46	3



External Assessment

Title	Type	% Weightage	CO1	CO2	CO3	CO4	CO5	CO6
In-sem Examination	External	100	3.00	3.00	3.00	3.00	3.00	3.00
End-sem Examination	External	100	3.00	3.00	3.00	3.00	3.00	3.00
Percent course outcome weightage			200.00	200.00	200.00	200.00	200.00	200.00
Attainment as per percent weightage			6	6	6	6	6	6
Final attainment			3	3	3	3	3	3

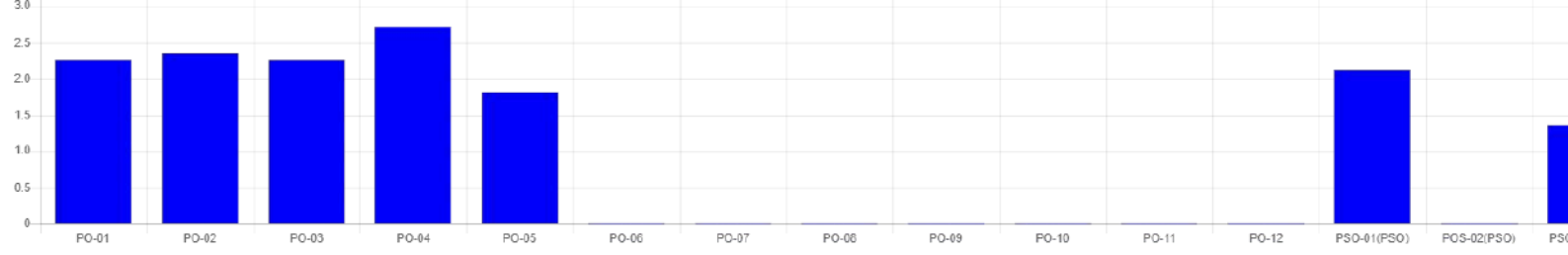


Direct Total Attainment

Course Outcome	Internal	External
CO1	2.62	3.00
CO2	2.74	3.00
CO3	2.38	3.00
CO4	2.06	3.00
CO5	2.46	3.00
CO6	3.00	3.00
Average	2.54	3.00
Weightage	60	40
Direct Total Attainment	1.52	1.20
Final Direct Course Attainment	2.72	

Final Attainment

	PO-01	PO-02	PO-03	PO-04	PO-05	PO-06	PO-07	PO-08	PO-09	PO-10	PO-11	PO-12	PSO-01(PSO)	POS-02(PSO)	PSO-03(PSO)
Final Attainment	2.27	2.36	2.27	2.72	1.82								2.12		1.36
Percentage	75.67	78.67	75.67	90.67	60.67								70.67		45.33



Last published on 2024-02-24 11:02:08

[Unpublish](#)



Guru Gobind Singh College of Engineering & Research Centre, Nashik

Dams and Hydraulics Structures Lab - Practical (2022-23) [Rahul Paikrao] [Rahul Paikrao] [Rahul Paikrao] [Pallavi Padalkar]

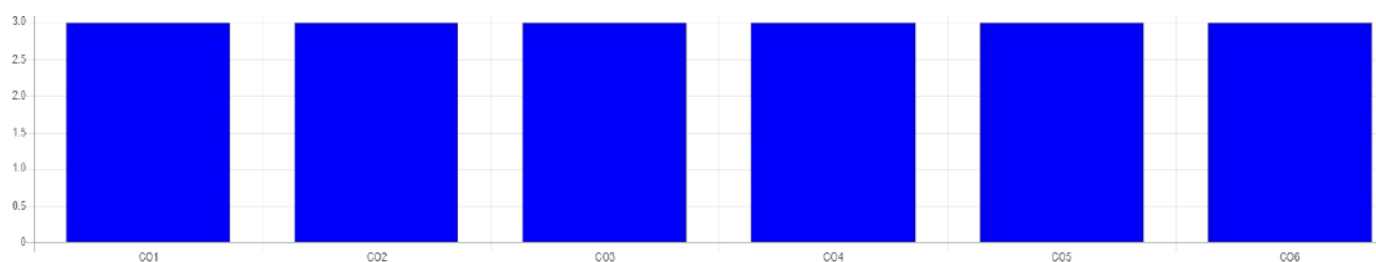
Internal Assessment

Batch [BECE B4] Internal Assessment	Type	% Weightage	CO1	CO2	CO3	CO4	CO5	CO6
Practical Evaluation [BECE B4]	Internal	100	3.00	3.00	3.00	3.00	3.00	3.00
Percent course outcome weightage			100.00	100.00	100.00	100.00	100.00	100.00
Attainment as per percent weightage			3	3	3	3	3	3
Final Attainment			3	3	3	3	3	3

Batch [BECE B1, BECE B2, BECE B3, BECE B4] Internal Assessment	Type	% Weightage	CO1	CO2	CO3	CO4	CO5	CO6
DHS Lab Practicals [BECE B1, BECE B2, BECE B3, BECE B4]	Internal	100	3.00	3.00	3.00	3.00	3.00	3.00
Percent course outcome weightage			100.00	100.00	100.00	100.00	100.00	100.00
Attainment as per percent weightage			3	3	3	3	3	3
Final Attainment			3	3	3	3	3	3

Internal Assessment Course Outcome Attainment Average

Course Outcome	CO1	CO2	CO3	CO4	CO5	CO6
Average	3.00	3.00	3.00	3.00	3.00	3.00

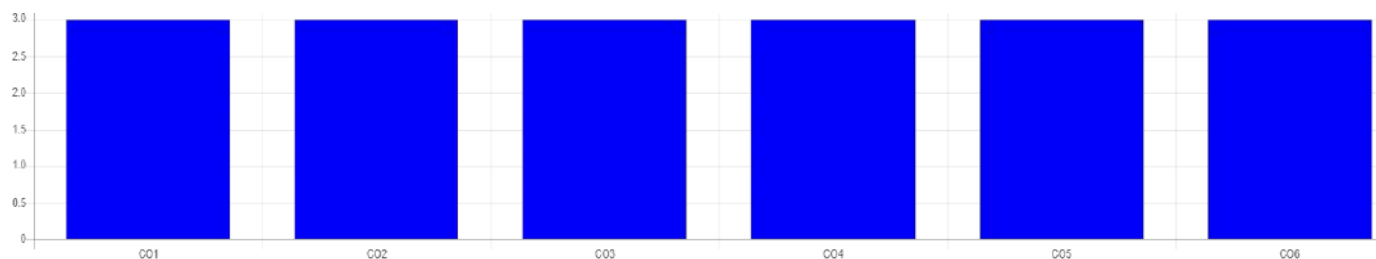


External Assessment

Batch [BECE B1, BECE B2, BECE B3, BECE B4] External Assessment	Type	% Weightage	CO1	CO2	CO3	CO4	CO5	CO6
Oral Examination [BECE B1, BECE B2, BECE B3, BECE B4]	External	100	3.00	3.00	3.00	3.00	3.00	3.00
Percent course outcome weightage			100.00	100.00	100.00	100.00	100.00	100.00
Attainment as per percent weightage			3	3	3	3	3	3
Final Attainment			3	3	3	3	3	3

External Assessment Course Outcome Attainment Average

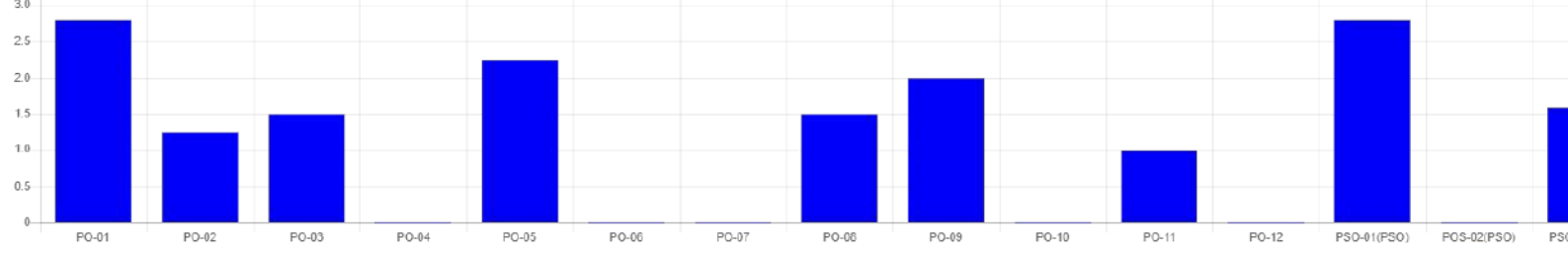
Course Outcome	CO1	CO2	CO3	CO4	CO5	CO6
Average	3.00	3.00	3.00	3.00	3.00	3.00



Direct Total Attainment

Course Outcome	Internal	External
CO1	3.00	3.00
CO2	3.00	3.00
CO3	3.00	3.00
CO4	3.00	3.00
CO5	3.00	3.00
CO6	3.00	3.00
Average	3.00	3.00
Weightage	60	40
Direct Total Attainment	1.80	1.20
Final Direct Course Attainment	3.00	

	PO-01	PO-02	PO-03	PO-04	PO-05	PO-06	PO-07	PO-08	PO-09	PO-10	PO-11	PO-12	PSO-01(PSO)	POS-02(PSO)	PSO-03(PSO)
Final Attainment	2.80	1.25	1.50		2.25			1.50	2.00		1.00		2.80		1.60
Percentage	93.33	41.67	50.00		75.00			50.00	66.67		33.33		93.33		53.33



📄 Last published on 2024-02-24 11:08:51

[Unpublish](#)